

# CLAMPBRO®

## WOODWORKER



**LEG KIT FOR CTS14**

**MODEL NO: CLK5**

PART NO: 6500717

**OPERATION & MAINTENANCE  
INSTRUCTIONS**



LS0314

---

## INTRODUCTION

---

Thank you for purchasing this CLARKE product.

Before attempting to use this product, please read this manual thoroughly and follow the instructions carefully. In doing so you will ensure the safety of yourself and that of others around you, and you can look forward to your purchase giving you long and satisfactory service.

---

## GUARANTEE

---

This product is guaranteed against faulty manufacture for a period of 12 months from the date of purchase. Please keep your receipt which will be required as proof of purchase.

This guarantee is invalid if the product is found to have been abused or tampered with in any way, or not used for the purpose for which it was intended.

Faulty goods should be returned to their place of purchase, no product can be returned to us without prior permission.

This guarantee does not effect your statutory rights.

---

## CONTENTS

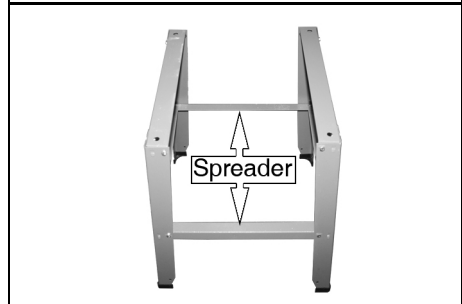
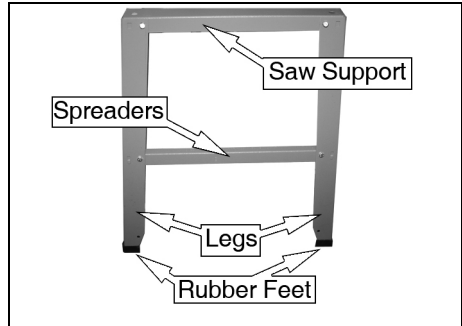
---

The following items should be supplied in the carton.

1 x Stand Assembly, consisting of:	4 x Legs
	4 x Rubber Feet (in fixings pack)
	4 x Spreader Bars
	2 x Top Rails
	Bolts, Nuts & Washers (in fixings pack)

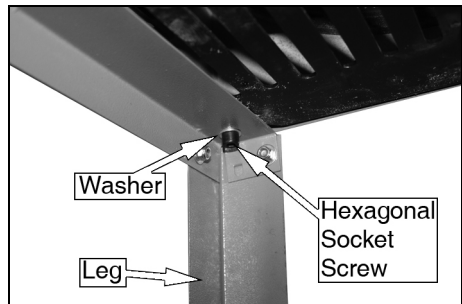
## ASSEMBLE THE LEG KIT

1. Join two legs together using a saw support and spreader as shown.
  - Use the bolts, washers and nyloc nuts supplied to secure each piece.
2. Push fit a rubber foot onto the bottom of each leg.
3. Repeat for the second leg assembly.
4. Join the two leg assemblies together using the remaining spreaders as shown.
  - Use the bolts washers and nyloc nuts supplied to secure each piece.



## ATTACH THE TABLE SAW TO THE LEG KIT

1. Place the table saw onto the completed leg kit and secure from below using the washers and hexagonal socket screws supplied.
2. Push fit the rubber feet over the hexagonal socket screws.
  - The hexagonal socket screws, washers and rubber feet act as slip resistant feet / shock absorbers when the saw is being used without the leg kit.



**MAKE SURE ALL FIXINGS ARE SECURELY TIGHTENED AND THE TABLE SAW IS COMPLETELY STABLE AND SECURE BEFORE USE.**

# A SELECTION FROM THE VAST RANGE OF

# Clarke®

## QUALITY PRODUCTS

### AIR COMPRESSORS

From DIY to industrial, Plus air tools, spray guns and accessories.

### GENERATORS

Prime duty or emergency standby for business, home and leisure.

### POWER WASHERS

Hot and cold, electric and engine driven - we have what you need

### WELDERS

Mig, Arc, Tig and Spot. From DIY to auto/industrial.

### METALWORKING

Drills, grinders and saws for DIY and professional use.

### WOODWORKING

Saws, sanders, lathes, mortisers and dust extraction.

### HYDRAULICS

Cranes, body repair kits, transmission jacks for all types of workshop use.

### WATER PUMPS

Submersible, electric and engine driven for DIY, agriculture and industry.

### POWER TOOLS

Angle grinders, cordless drill sets, saws and sanders.

### STARTERS/CHARGERS

All sizes for car and commercial use.



**PARTS & SERVICE: 020 8988 7400**

**E-mail: [Parts@clarkeinternational.com](mailto:Parts@clarkeinternational.com) or [Service@clarkeinternational.com](mailto:Service@clarkeinternational.com)**

**SALES: UK 01992 565333 or Export 00 44 (0)1992 565335**

**Clarke® INTERNATIONAL** Hemnall Street, Epping, Essex CM16 4LG  
[www.clarkeinternational.com](http://www.clarkeinternational.com)